


## Luminaire Photograph



Light Output Ratio:	68.2%	
Luminaire Power:	13.87 W	
SHR Nominal:	0.00	Calculated using the TM5
SHR Maximum:	0.30	fine grid method.

C Range: 0 - 360DEG  
C Interval: 30.0DEG  
Test Speed: HIGH  
Temperature: 25.3 °C  
Operators: zoe  
Test Date: 2025-7-4

γ Range: 0 - 180DEG  
γ Interval: 1.0DEG  
Test System: EVERFINE GO-SPEX500\_V1 SYSTEM V2.00.461  
Humidity: 65.0%  
Test Distance: 3.160m [K=1.0000]  
Remarks: LAMP: BXRH-30G10T0-G-83 Ra:90  
LENS: PM-1084 15R  
DRIVER: PUP20A-1WMC 600mA  
30minutes warm-up

## LUMINOUS INTENSITY DISTRIBUTION DIAGRAM

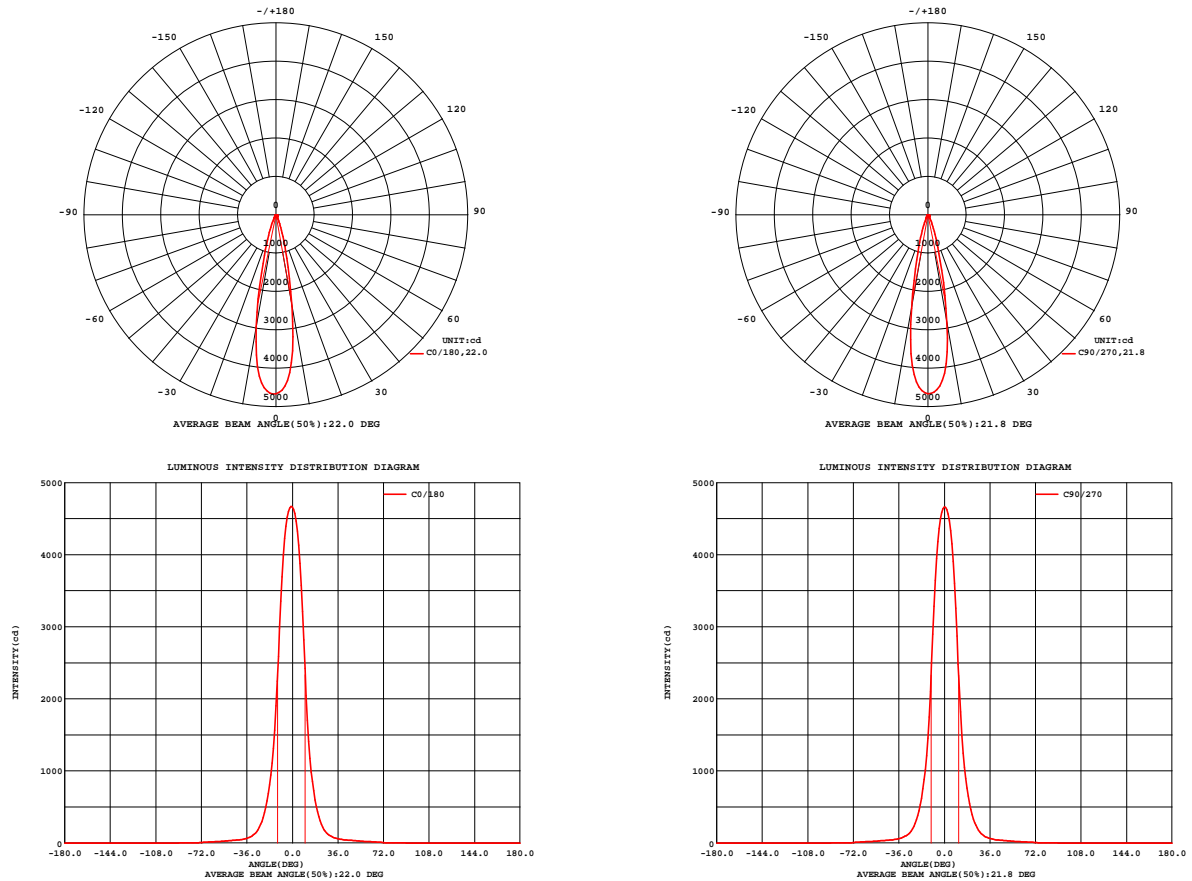


Fig. C0/C180

Fig. C90/C270

C Range: 0 - 360DEG  
C Interval: 30.0DEG  
Test Speed: HIGH  
Temperature: 25.3 °C  
Operators: zoe  
Test Date: 2025-7-4

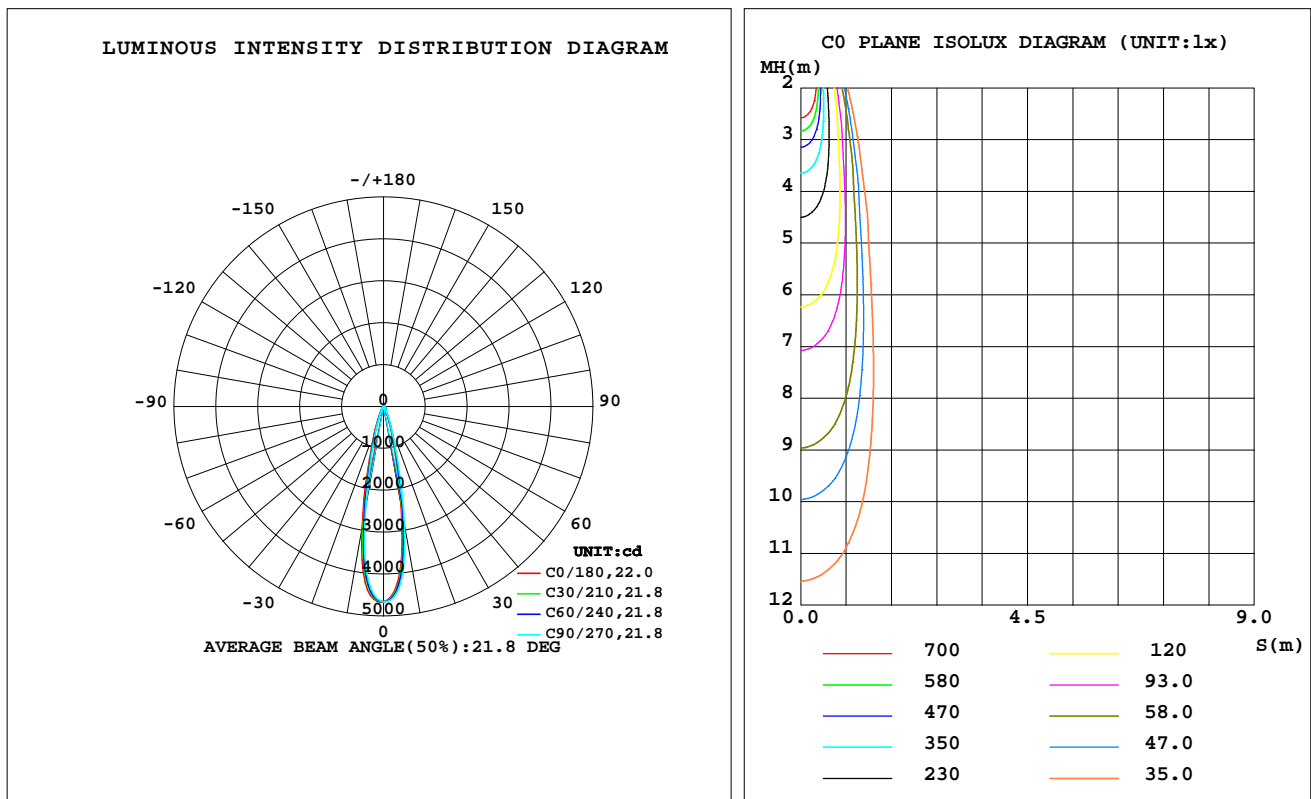
γ Range: 0 - 180DEG  
γ Interval: 1.0DEG  
Test System: EVERFINE GO-SPEX500\_V1 SYSTEM V2.00.461  
Humidity: 65.0%  
Test Distance: 3.160m [K=1.0000]  
Remarks: LAMP: BXRH-30G10T0-G-83 Ra: 90  
LENS: PM-1084 15R  
DRIVER: PUP20A-1WMC 600mA

30minutes warm-up

## LUMINAIRE PHOTOMETRIC TEST REPORT

Test:U:120.10V I:0.1164A P:13.870W PF:0.9908 Freq:59.98Hz Lamp Flux:1342.44x1 lm		
NAME: 2218.117-LEA-28-H0	TYPE:	WEIGHT:
SPEC.: 3000K	DIM.:	SERIAL No.: 2507040423
MFR.: RISE	SUR.: 0.001521m2	Shielding Angle:

DATA OF LAMP		PHOTOMETRIC DATA Eff: 66.04 lm/W			
MODEL	Brideglux	Imax(cd)	4668	S/MH(C0/180)	0.38
NOMINAL POWER(W)	13	LOR(%)	68.2	S/MH(C90/270)	0.35
RATED VOLTAGE(V)	120	TOTAL FLUX(lm)	916.00	$\eta$ UP,DN(C0-180)	0.0,34.8
NOMINAL FLUX(lm)	1342.44	CIE CLASS	DIRECT	$\eta$ UP,DN(C180-360)	0.0,33.5
LAMPS INSIDE	1	$\eta$ up(%)	0.0	CIBSE SHR NOM	0.00
TEST VOLTAGE(V)	120	$\eta$ down(%)	68.2	CIBSE SHR MAX	0.30



C Range: 0 - 360DEG  
C Interval: 30.0DEG  
Test Speed: HIGH  
Temperature:25.3℃  
Operators:zoe  
Test Date:2025-7-4

$\gamma$  Range: 0 - 180DEG  
 $\gamma$  Interval: 1.0DEG  
Test System:EVERFINE GO-SPEX500\_V1 SYSTEM V2.00.461  
Humidity:65.0%  
Test Distance:3.160m [K=1.0000]  
Remarks: LAMP:BXRH-30G10T0-G-83 Ra:90  
LENS:PM-1084 15R  
DRIVER:PUP20A-1WMC 600mA

30minutes warm-up

## ZONAL FLUX DIAGRAM

### ZONAL FLUX DIAGRAM:

$\gamma$	C0	C45	C90	C135	C180	C225	C270	C315	$\gamma$	$\Phi$ zone	$\Phi$ total	%lum,lamp
10	2424	2625	2870	2998	2978	2719	2487	2401	0- 10	355.9	355.9	38.9,26.5
20	431.2	465.0	549.7	545.5	582.9	490.6	448.0	418.2	10- 20	334.4	690.4	75.4,51.4
30	98.88	108.9	117.0	128.8	120.4	114.1	101.8	101.1	20- 30	108.8	799.1	87.2,59.5
40	46.59	48.46	46.46	50.92	48.28	49.44	46.49	48.39	30- 40	45.28	844.4	92.2,62.9
50	31.64	30.33	30.18	30.75	32.17	30.80	31.10	31.22	40- 50	29.33	873.7	95.4,65.1
60	18.99	19.94	17.83	20.00	18.98	20.35	19.05	20.72	50- 60	22.38	896.1	97.8,66.8
70	8.953	10.18	8.894	10.46	9.624	10.61	9.210	10.47	60- 70	15.23	911.4	99.5,67.9
80	0.8764	0.9860	1.007	1.060	0.9728	0.9322	0.8385	0.8605	70- 80	4.189	915.6	100,68.2
90	0	0	0	0	0	0	0	0	80- 90	0.4500	916.0	100,68.2
100	0	0	0	0	0	0	0	0	90-100	0	916.0	100,68.2
110	0	0	0	0	0	0	0	0	100-110	0	916.0	100,68.2
120	0	0	0	0	0	0	0	0	110-120	0	916.0	100,68.2
130	0	0	0	0	0	0	0	0	120-130	0	916.0	100,68.2
140	0	0	0	0	0	0	0	0	130-140	0	916.0	100,68.2
150	0	0	0	0	0	0	0	0	140-150	0	916.0	100,68.2
160	0	0	0	0	0	0	0	0	150-160	0	916.0	100,68.2
170	0	0	0	0	0	0	0	0	160-170	0	916.0	100,68.2
180	0	0	0	0	0	0	0	0	170-180	0	916.0	100,68.2
DEG	LUMINOUS INTENSITY:cd									UNIT:lm		

C Range: 0 - 360DEG  
C Interval: 30.0DEG  
Test Speed: HIGH  
Temperature:25.3℃  
Operators:zoe  
Test Date:2025-7-4

$\gamma$  Range: 0 - 180DEG  
 $\gamma$  Interval: 1.0DEG  
Test System:EVERFINE GO-SPEX500\_V1 SYSTEM V2.00.461  
Humidity:65.0%  
Test Distance:3.160m [K=1.0000]  
Remarks: LAMP:BXRH-30G10T0-G-83 Ra:90  
LENS:PM-1084 15R  
DRIVER:PUP20A-1WMC 600mA

30minutes warm-up

### LUMINANCE LIMITATION CURVES

Test:U:120.10V I:0.1164A P:13.870W PF:0.9908 Freq:59.98Hz  
Lamp Flux:1342.44x1 lm

NAME: 2218.117-LEA-28-H0

TYPE:

WEIGHT:

SPEC.: 3000K

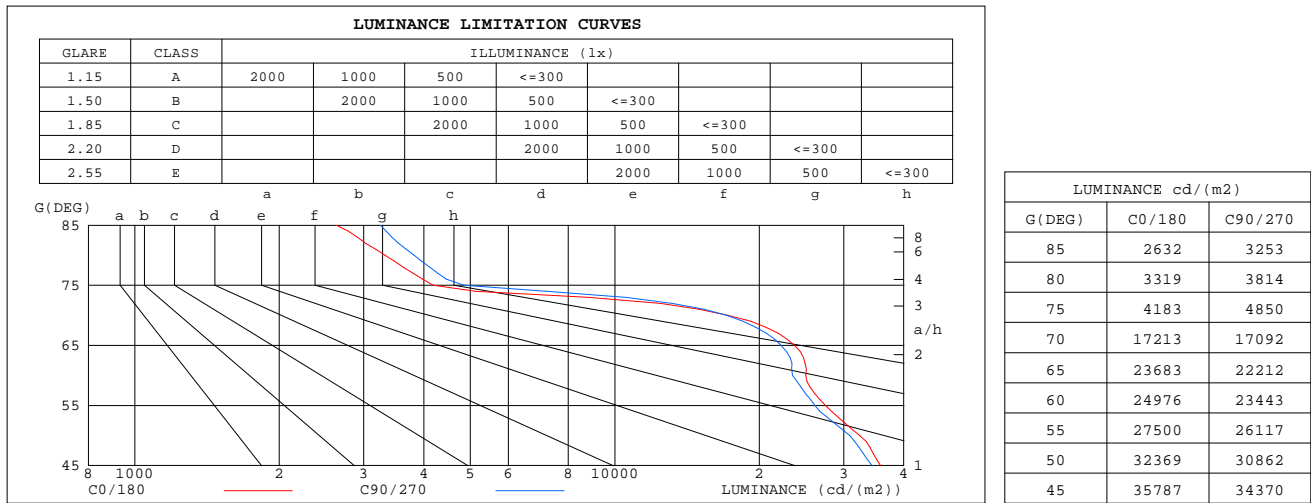
DIM.:

SERIAL No.: 2507040423

MFR.: RISE

SUR.: 0.001521m2

Shielding Angle:



C Range: 0 - 360DEG  
C Interval: 30.0DEG  
Test Speed: HIGH  
Temperature:25.3℃  
Operators:zoe  
Test Date:2025-7-4

γ Range: 0 - 180DEG  
γ Interval: 1.0DEG  
Test System:EVERFINE GO-SPEX500\_V1 SYSTEM V2.00.461  
Humidity:65.0%  
Test Distance:3.160m [K=1.0000]  
Remarks: LAMP:BXRH-30G10T0-G-83 Ra:90  
LENS:PM-1084 15R  
DRIVER:PUP20A-1WMC 600mA

30minutes warm-up

## CU AND LUMINAIRE BUDGETARY ESTIMATE DIAGRAM

Test:U:120.10V I:0.1164A P:13.870W PF:0.9908 Freq:59.98Hz  
Lamp Flux:1342.44x1 lm

NAME: 2218.117-LEA-28-H0

TYPE:

WEIGHT:

SPEC.: 3000K

DIM.:

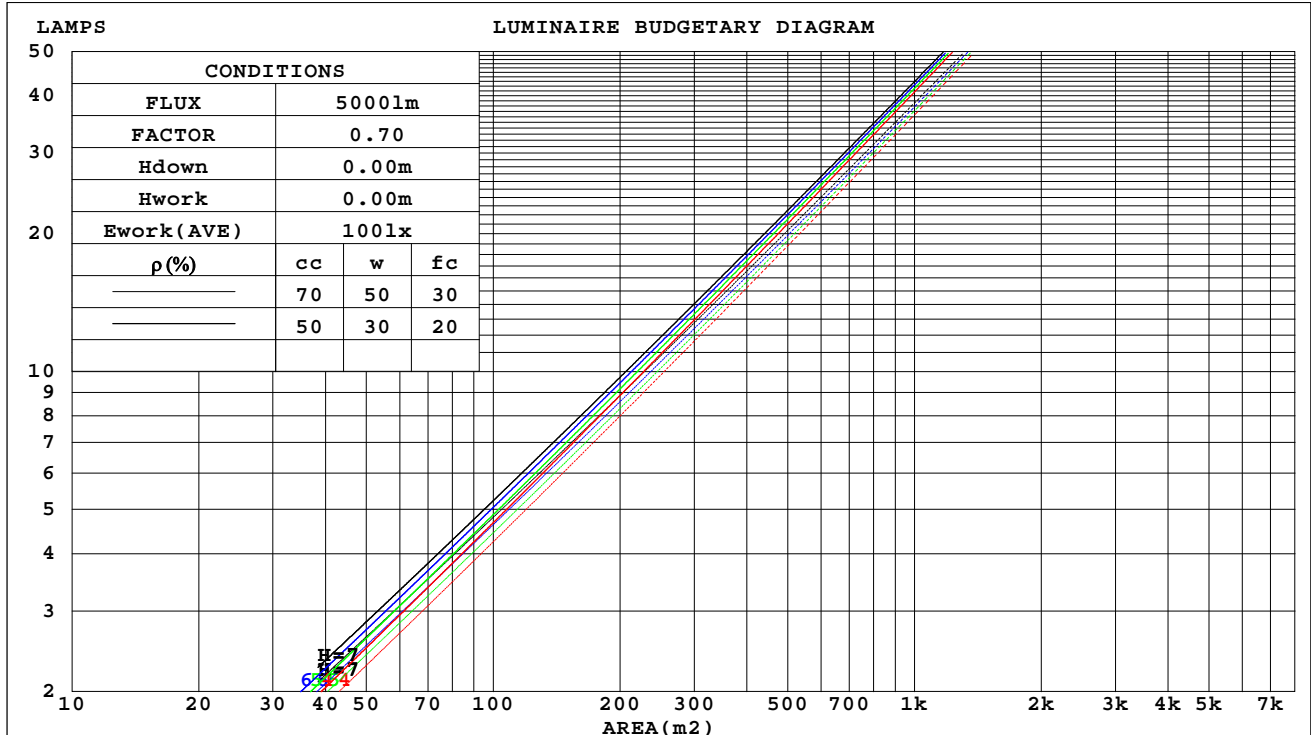
SERIAL No.: 2507040423

MFR.: RISE

SUR.: 0.001521m2

Shielding Angle:

pcc	80%			70%			50%			30%			10%			0
pw	50%	30%	10%	50%	30%	10%	50%	30%	10%	50%	30%	10%	50%	30%	10%	0
pfc	20%			20%			20%			20%			20%			0
RCR	RCR:Room Cavity Ratio															



C Range: 0 - 360DEG  
C Interval: 30.0DEG  
Test Speed: HIGH  
Temperature:25.3℃  
Operators:zoe  
Test Date:2025-7-4

γ Range: 0 - 180DEG  
γ Interval: 1.0DEG  
Test System:EVERFINE GO-SPEX500\_V1 SYSTEM V2.00.461  
Humidity:65.0%  
Test Distance:3.160m [K=1.0000]  
Remarks: LAMP:BXRH-30G10T0-G-83 Ra:90  
LENS:PM-1084 15R  
DRIVER:PUP20A-1WMC 600mA

30minutes warm-up

### WEC AND CCEC

Test:U:120.10V I:0.1164A P:13.870W PF:0.9908 Freq:59.98Hz Lamp Flux:1342.44x1 lm		
NAME: 2218.117-LEA-28-H0	TYPE:	WEIGHT:
SPEC.: 3000K	DIM.:	SERIAL No.: 2507040423
MFR.: RISE	SUR.: 0.001521m2	Shielding Angle:

pcc	80%			70%			50%			30%			10%			0
pw	50%	30%	10%	50%	30%	10%	50%	30%	10%	50%	30%	10%	50%	30%	10%	0
pfc	20%			20%			20%			20%			20%			0
RCR	RCR:Room Cavity Ratio						Wall Exitance Coefficients(WEC)									
0.0																
1.0	.101	.058	.018	.097	.055	.018	.088	.051	.016	.081	.046	.015	.073	.043	.014	
2.0	.095	.052	.016	.091	.050	.015	.084	.047	.015	.077	.043	.014	.071	.040	.013	
3.0	.088	.047	.014	.085	.046	.014	.079	.043	.013	.074	.040	.012	.069	.038	.012	
4.0	.082	.043	.013	.080	.042	.012	.075	.040	.012	.070	.038	.011	.066	.036	.011	
5.0	.077	.039	.011	.075	.039	.011	.071	.037	.011	.067	.035	.010	.063	.034	.010	
6.0	.073	.036	.010	.071	.036	.010	.067	.034	.010	.064	.033	.010	.060	.032	.009	
7.0	.069	.034	.010	.067	.033	.010	.064	.032	.009	.061	.031	.009	.058	.030	.009	
8.0	.065	.032	.009	.064	.031	.009	.061	.030	.009	.058	.029	.008	.056	.029	.008	
9.0	.062	.030	.008	.060	.029	.008	.058	.029	.008	.056	.028	.008	.053	.027	.008	
10.0	.059	.028	.008	.058	.028	.008	.056	.027	.008	.053	.027	.008	.051	.026	.007	

pcc	80%			70%			50%			30%			10%			0	
pw	50%	30%	10%	50%	30%	10%	50%	30%	10%	50%	30%	10%	50%	30%	10%	0	
pfc	20%			20%			20%			20%			20%			0	
RCR	RCR:Room Cavity Ratio						Ceiling Cavity Exitance Coefficients(CCEC)										
0.0	.130	.130	.130	.111	.111	.111	.076	.076	.076	.044	.044	.044	.014	.014	.014		
1.0	.115	.108	.100	.099	.092	.086	.068	.063	.060	.039	.037	.035	.012	.012	.011		
2.0	.104	.091	.080	.089	.078	.069	.061	.054	.048	.035	.031	.028	.011	.010	.009		
3.0	.094	.077	.064	.080	.067	.056	.055	.046	.039	.032	.027	.023	.010	.009	.008		
4.0	.085	.067	.053	.073	.058	.046	.050	.040	.032	.029	.024	.019	.009	.008	.006		
5.0	.078	.059	.044	.067	.051	.038	.046	.035	.027	.027	.021	.016	.009	.007	.005		
6.0	.072	.052	.037	.062	.045	.032	.043	.031	.023	.025	.019	.014	.008	.006	.005		
7.0	.067	.046	.032	.058	.040	.028	.040	.028	.020	.023	.017	.012	.007	.005	.004		
8.0	.063	.042	.027	.054	.036	.024	.037	.025	.017	.022	.015	.010	.007	.005	.003		
9.0	.059	.038	.024	.050	.033	.021	.035	.023	.015	.020	.014	.009	.007	.004	.003		
10.0	.055	.035	.021	.048	.030	.018	.033	.021	.013	.019	.013	.008	.006	.004	.003		

C Range: 0 - 360DEG  
C Interval: 30.0DEG  
Test Speed: HIGH  
Temperature:25.3℃  
Operators:zoe  
Test Date:2025-7-4

γ Range: 0 - 180DEG  
γ Interval: 1.0DEG  
Test System:EVERFINE GO-SPEX500\_V1 SYSTEM V2.00.461  
Humidity:65.0%  
Test Distance:3.160m [K=1.0000]  
Remarks: LAMP:BXRH-30G10T0-G-83 Ra:90  
LENS:PM-1084 15R  
DRIVER:PUP20A-1WMC 600mA

30minutes warm-up

## UGR(Unified Glare Rating) Table

Test:U:120.10V I:0.1164A P:13.870W PF:0.9908 Freq:59.98Hz Lamp Flux:1342.44x1 lm										
NAME: 2218.117-LEA-28-H0					TYPE:			WEIGHT:		
SPEC.: 3000K					DIM.:			SERIAL No.: 2507040423		
MFR.: RISE					SUR.: 0.001521m2			Shielding Angle:		
ceiling/cavity	0.7	0.7	0.5	0.5	0.3	0.7	0.7	0.5	0.5	0.3
walls	0.5	0.3	0.5	0.3	0.3	0.5	0.3	0.5	0.3	0.3
working plane	0.2	0.2	0.2	0.2	0.2	0.2	0.2	0.2	0.2	0.2
Room dimensions	Viewed crosswise					Viewed endwise				
x = 2H y = 2H	17.5	18.2	17.7	18.4	18.5	17.2	17.9	17.4	18.1	18.2
3H	18.4	19.1	18.7	19.3	19.5	18.1	18.8	18.4	19.0	19.2
4H	18.5	19.1	18.7	19.3	19.5	18.2	18.8	18.5	19.0	19.2
6H	18.4	19.0	18.7	19.2	19.5	18.1	18.7	18.4	19.0	19.2
8H	18.4	18.9	18.7	19.2	19.4	18.1	18.7	18.4	18.9	19.2
12H	18.3	18.9	18.6	19.1	19.4	18.1	18.6	18.4	18.9	19.1
4H 2H	18.0	18.6	18.3	18.8	19.1	17.8	18.4	18.0	18.6	18.8
3H	19.1	19.6	19.4	19.9	20.1	18.8	19.4	19.1	19.6	19.9
4H	19.1	19.6	19.4	19.9	20.2	18.8	19.4	19.2	19.6	19.9
6H	19.0	19.5	19.4	19.8	20.1	18.8	19.2	19.1	19.6	19.9
8H	19.0	19.4	19.3	19.7	20.1	18.7	19.2	19.1	19.5	19.9
12H	18.9	19.3	19.3	19.7	20.1	18.7	19.1	19.1	19.4	19.8
8H 4H	19.0	19.5	19.4	19.8	20.2	18.8	19.2	19.2	19.6	19.9
6H	19.0	19.3	19.4	19.7	20.1	18.7	19.1	19.2	19.5	19.9
8H	18.9	19.2	19.4	19.6	20.1	18.7	19.0	19.2	19.4	19.9
12H	18.9	19.1	19.3	19.6	20.0	18.7	18.9	19.1	19.4	19.8
12H 4H	19.0	19.4	19.4	19.7	20.1	18.8	19.1	19.2	19.5	19.9
6H	18.9	19.2	19.3	19.6	20.1	18.7	19.0	19.1	19.4	19.9
8H	18.9	19.1	19.3	19.6	20.0	18.7	18.9	19.1	19.4	19.8
Variations with the observer position at spacings(CIE Pub.117):										
S = 1.0H	+ 0.5 / - 0.7					+ 0.5 / - 0.7				
1.5H	+ 0.3 / - 0.4					+ 0.4 / - 0.4				
2.0H	+ 0.6 / - 0.7					+ 0.6 / - 0.8				

CIE Pub.117, 1342 lm Total Lamp Luminous Flux Correct (8log(F/F0) = 1.0)  
Area: 0.001521 m2

C Range: 0 - 360DEG  
C Interval: 30.0DEG  
Test Speed: HIGH  
Temperature:25.3℃  
Operators:zoe  
Test Date:2025-7-4

γ Range: 0 - 180DEG  
γ Interval: 1.0DEG  
Test System:EVERFINE GO-SPEX500\_V1 SYSTEM V2.00.461  
Humidity:65.0%  
Test Distance:3.160m [K=1.0000]  
Remarks: LAMP:BXRH-30G10T0-G-83 Ra:90  
LENS:PM-1084 15R  
DRIVER:PUP20A-1WMC 600mA

30minutes warm-up

### UTILIZATION FACTORS TABLE

Test:U:120.10V I:0.1164A P:13.870W PF:0.9908 Freq:59.98Hz Lamp Flux:1342.44x1 lm		
NAME: 2218.117-LEA-28-H0	TYPE:	WEIGHT:
SPEC.: 3000K	DIM.:	SERIAL No.: 2507040423
MFR.: RISE	SUR.: 0.001521m2	Shielding Angle:

REFLECTANCE										
Ceiling	0.8	0.8	0.8	0.7	0.7	0.7	0.5	0.5	0.5	0
Walls	0.7	0.5	0.3	0.7	0.5	0.3	0.7	0.5	0.3	0
Working plane	0.2	0.2	0.2	0.2	0.2	0.2	0.2	0.2	0.2	0
ROOM INDEX	UTILIZATION FACTORS(PERCENT) $k(RI) \times RCR = 5$									
k = 0.60	59	55	52	59	55	52	58	54	52	49
0.80	64	60	58	64	60	57	63	59	57	55
1.00	67	63	61	67	63	61	66	63	60	57
1.25	70	66	64	69	66	64	68	65	63	60
1.50	72	69	66	71	68	66	70	67	65	62
2.00	74	71	69	73	70	68	71	69	67	63
2.50	75	72	70	74	71	70	72	70	68	64
3.00	76	74	72	75	73	71	73	71	70	65
4.00	78	76	74	76	74	73	74	72	71	66
5.00	78	77	76	77	76	74	74	73	72	67
ROOM INDEX	UF(total)									Direct
According to DIN EN 13032-2 2004			Suspended					SHRNOM = 1.25		

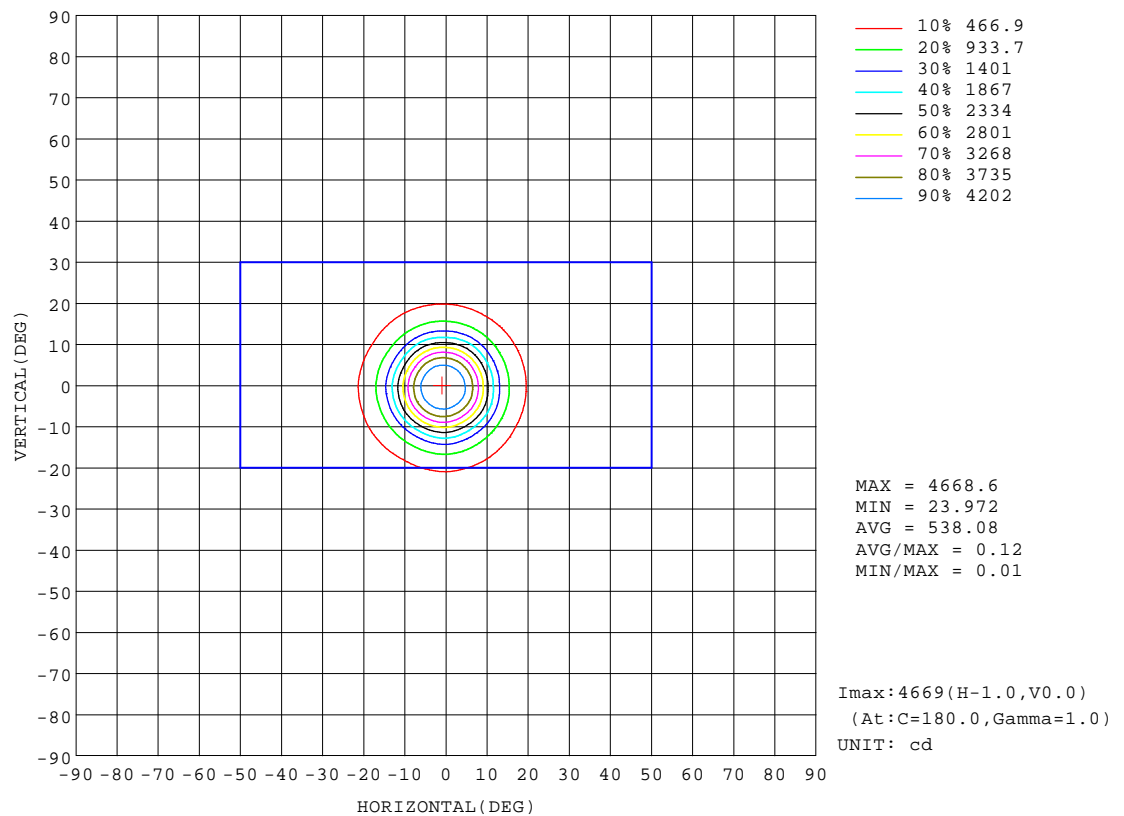
C Range: 0 - 360DEG  
C Interval: 30.0DEG  
Test Speed: HIGH  
Temperature:25.3℃  
Operators:zoe  
Test Date:2025-7-4

γ Range: 0 - 180DEG  
γ Interval: 1.0DEG  
Test System:EVERFINE GO-SPEX500\_V1 SYSTEM V2.00.461  
Humidity:65.0%  
Test Distance:3.160m [K=1.0000]  
Remarks: LAMP:BXRH-30G10T0-G-83 Ra:90  
LENS:PM-1084 15R  
DRIVER:PUP20A-1WMC 600mA

30minutes warm-up

## ISOCANDELA DIAGRAM

Test:U:120.10V I:0.1164A P:13.870W PF:0.9908 Freq:59.98Hz Lamp Flux:1342.44x1 lm		
NAME: 2218.117-LEA-28-H0	TYPE:	WEIGHT:
SPEC.: 3000K	DIM.:	SERIAL No.: 2507040423
MFR.: RISE	SUR.: 0.001521m2	Shielding Angle:



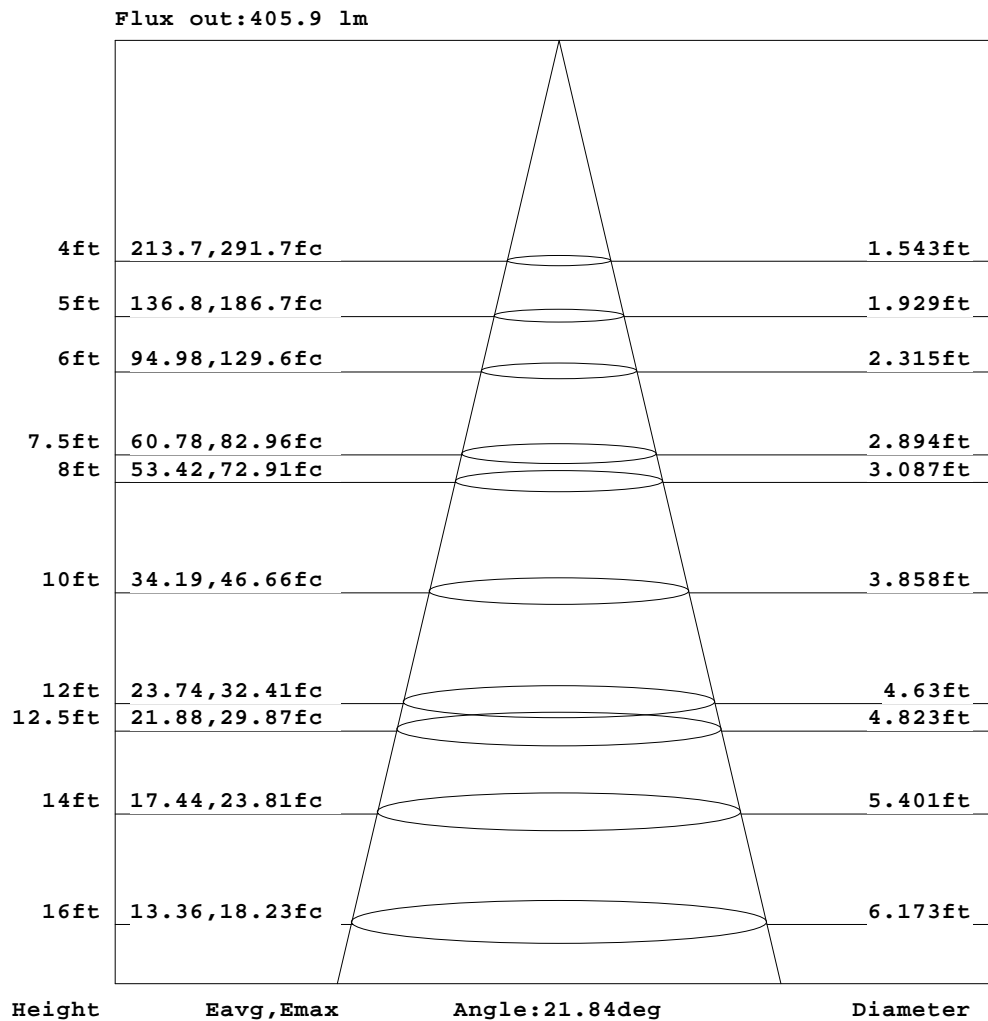
C Range: 0 - 360DEG  
C Interval: 30.0DEG  
Test Speed: HIGH  
Temperature:25.3℃  
Operators:zoe  
Test Date:2025-7-4

γ Range: 0 - 180DEG  
γ Interval: 1.0DEG  
Test System:EVERFINE GO-SPEX500\_V1 SYSTEM V2.00.461  
Humidity:65.0%  
Test Distance:3.160m [K=1.0000]  
Remarks: LAMP:BXRH-30G10T0-G-83 Ra:90  
LENS:PM-1084 15R  
DRIVER:PUP20A-1WMC 600mA

30minutes warm-up

## AAI Figure

Test:U:120.10V I:0.1164A P:13.870W PF:0.9908 Freq:59.98Hz Lamp Flux:1342.44x1 lm		
NAME: 2218.117-LEA-28-H0	TYPE:	WEIGHT:
SPEC.: 3000K	DIM.:	SERIAL No.: 2507040423
MFR.: RISE	SUR.: 0.001521m2	Shielding Angle:



Note: The Curves indicate the illuminated area and the average illumination when the luminaire is at different distance.

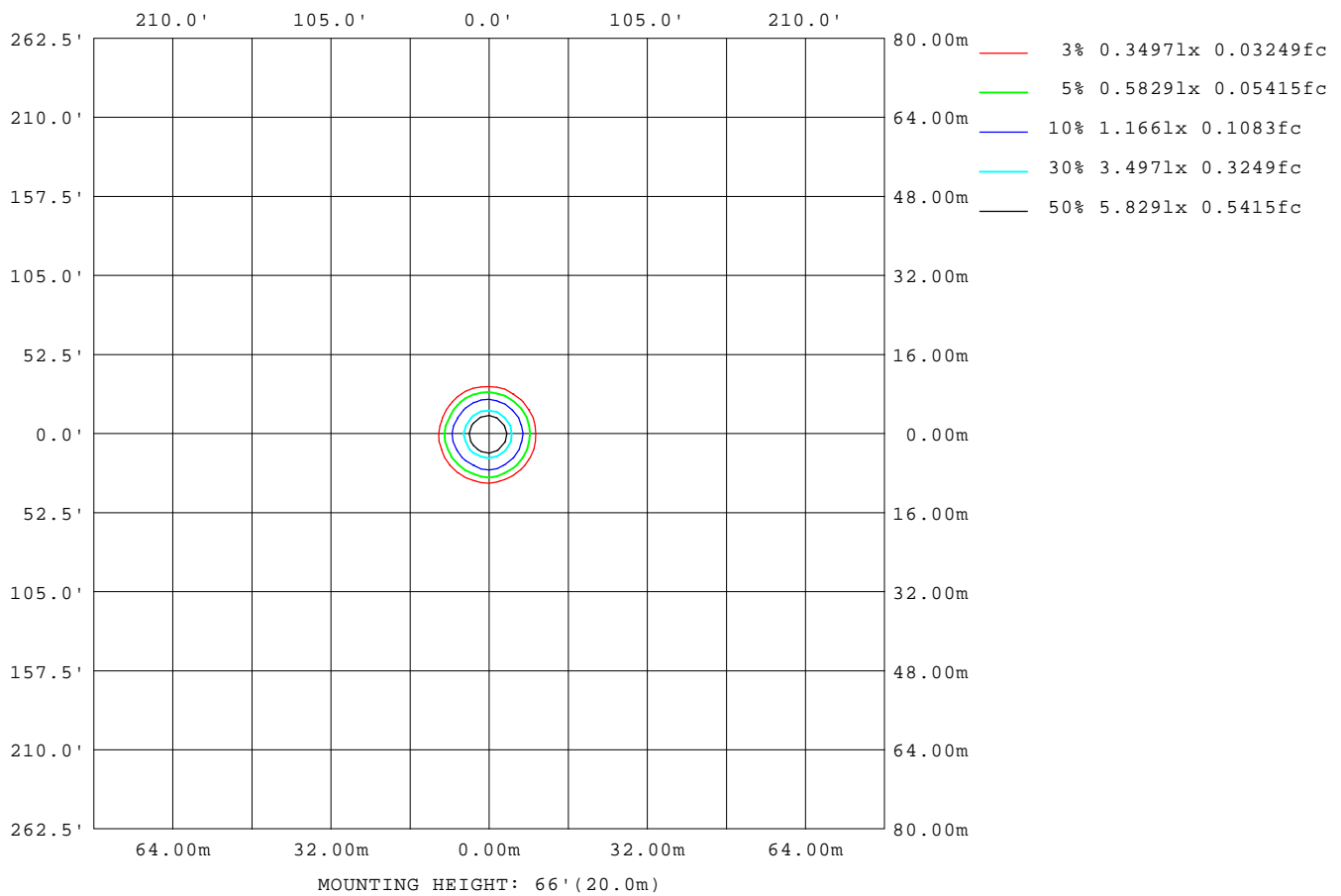
C Range: 0 - 360DEG  
C Interval: 30.0DEG  
Test Speed: HIGH  
Temperature: 25.3 °C  
Operators: zoe  
Test Date: 2025-7-4

γ Range: 0 - 180DEG  
γ Interval: 1.0DEG  
Test System: EVERFINE GO-SPEX500\_V1 SYSTEM V2.00.461  
Humidity: 65.0%  
Test Distance: 3.160m [K=1.0000]  
Remarks: LAMP: BXRH-30G10T0-G-83 Ra: 90  
LENS: PM-1084 15R  
DRIVER: PUP20A-1WMC 600mA

30minutes warm-up

## ISOLUX DIAGRAM

Test:U:120.10V I:0.1164A P:13.870W PF:0.9908 Freq:59.98Hz Lamp Flux:1342.44x1 lm		
NAME: 2218.117-LEA-28-H0	TYPE:	WEIGHT:
SPEC.: 3000K	DIM.:	SERIAL No.: 2507040423
MFR.: RISE	SUR.: 0.001521m2	Shielding Angle:



C Range: 0 - 360DEG  
C Interval: 30.0DEG  
Test Speed: HIGH  
Temperature:25.3 °C  
Operators:zoe  
Test Date:2025-7-4

γ Range: 0 - 180DEG  
γ Interval: 1.0DEG  
Test System:EVERFINE GO-SPEX500\_V1 SYSTEM V2.00.461  
Humidity:65.0%  
Test Distance:3.160m [K=1.0000]  
Remarks: LAMP:BXRH-30G10T0-G-83 Ra:90  
LENS:PM-1084 15R  
DRIVER:PUP20A-1WMC 600mA

30minutes warm-up

## LED Avg.L Report

Test:U:120.10V I:0.1164A P:13.870W PF:0.9908 Freq:59.98Hz Lamp Flux:1342.44x1 lm		
NAME: 2218.117-LEA-28-H0	TYPE:	WEIGHT:
SPEC.: 3000K	DIM.:	SERIAL No.: 2507040423
MFR.: RISE	SUR.: 0.001521m2	Shielding Angle:

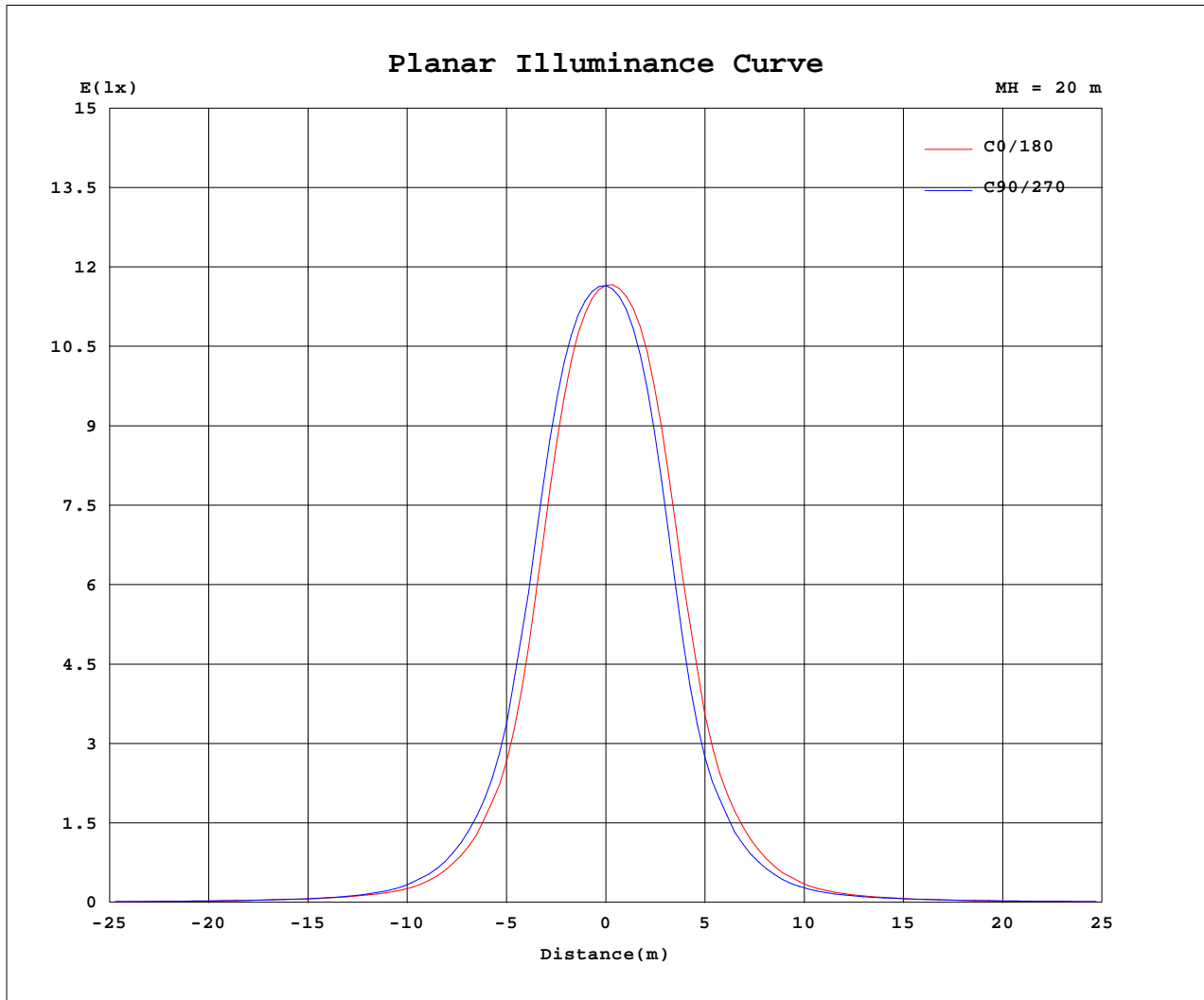
AvgL	cd/m2
L_0~180(65)av	23650
L_0~180(75)av	4685
L_0~180(85)av	2846
L_90~270(65)av	22986
L_90~270(75)av	4485
L_90~270(85)av	2881
L_45(65)av	25293
L_45(75)av	9434
L_45(85)av	2886

Standard: GB/T 29293-2012

C Range: 0 - 360DEG  
C Interval: 30.0DEG  
Test Speed: HIGH  
Temperature:25.3℃  
Operators:zoe  
Test Date:2025-7-4

γ Range: 0 - 180DEG  
γ Interval: 1.0DEG  
Test System:EVERFINE GO-SPEX500\_V1 SYSTEM V2.00.461  
Humidity:65.0%  
Test Distance:3.160m [K=1.0000]  
Remarks: LAMP:BXRH-30G10T0-G-83 Ra:90  
LENS:PM-1084 15R  
DRIVER:PUP20A-1WMC 600mA  
30minutes warm-up

## Planar Illuminance Curve



C Range: 0 - 360DEG  
 C Interval: 30.0DEG  
 Test Speed: HIGH  
 Temperature: 25.3 °C  
 Operators: zoe  
 Test Date: 2025-7-4

γ Range: 0 - 180DEG  
 γ Interval: 1.0DEG  
 Test System: EVERFINE GO-SPEX500\_V1 SYSTEM V2.00.461  
 Humidity: 65.0%  
 Test Distance: 3.160m [K=1.0000]  
 Remarks: LAMP: BXRH-30G10T0-G-83 Ra: 90  
 LENS: PM-1084 15R  
 DRIVER: PUP20A-1WMC 600mA

30minutes warm-up



## LUMINOUS DISTRIBUTION INTENSITY DATA

Test:U:120.10V I:0.1164A P:13.870W PF:0.9908 Freq:59.98Hz Lamp Flux:1342.44x1 lm		
NAME: 2218.117-LEA-28-H0	TYPE:	WEIGHT:
SPEC.: 3000K	DIM.:	SERIAL No.: 2507040423
MFR.: RISE	SUR.: 0.001521m2	Shielding Angle:

Table--1

UNIT: cd

C(DEG) γ (DEG)	0	30	60	90	120	150	180	210	240	270	300	330						
0	4662	4662	4662	4662	4662	4662	4662	4662	4662	4662	4662	4662						
5	4130	4211	4251	4332	4377	4409	4396	4329	4265	4182	4124	4103						
10	2424	2568	2683	2870	2964	3033	2978	2786	2653	2487	2426	2376						
15	983	1050	1121	1245	1227	1294	1312	1154	1094	1017	991	961						
20	431	437	493	550	526	565	583	498	483	448	416	421						
25	186	206	217	247	248	262	258	227	221	196	188	187						
30	98.9	108	110	117	126	131	120	116	113	102	102	99.6						
35	64.6	69.8	68.5	69.1	75.7	77.4	71.1	71.8	71.2	65.5	67.6	66.2						
40	46.6	49.7	47.2	46.5	50.7	51.2	48.3	49.5	49.4	46.5	49.0	47.8						
45	38.5	37.4	35.8	37.0	36.9	37.5	38.8	37.1	36.8	37.8	37.4	36.9						
50	31.6	31.1	29.6	30.2	30.4	31.1	32.2	30.9	30.7	31.1	31.2	31.2						
55	24.0	26.1	24.0	22.8	25.2	25.7	24.5	26.1	25.2	23.7	26.3	25.9						
60	19.0	20.6	19.3	17.8	19.7	20.3	19.0	20.6	20.1	19.0	21.0	20.4						
65	15.2	16.4	15.3	14.3	15.5	16.1	15.2	16.3	16.2	15.3	16.8	16.4						
70	8.95	10.5	9.91	8.89	10.0	10.9	9.62	10.4	10.8	9.21	10.5	10.4						
75	1.65	3.51	3.24	1.91	3.82	4.04	2.04	3.84	3.53	1.62	3.35	2.68						
80	0.88	0.96	1.01	1.01	1.06	1.06	0.97	0.95	0.91	0.84	0.86	0.86						
85	0.35	0.38	0.41	0.43	0.45	0.44	0.41	0.37	0.35	0.33	0.32	0.32						
90	0.00	0.00	0.00	0.00	0.00	0.00	0.00	0.00	0.00	0.00	0.00	0.00						
95	0.00	0.00	0.00	0.00	0.00	0.00	0.00	0.00	0.00	0.00	0.00	0.00						
100	0.00	0.00	0.00	0.00	0.00	0.00	0.00	0.00	0.00	0.00	0.00	0.00						
105	0.00	0.00	0.00	0.00	0.00	0.00	0.00	0.00	0.00	0.00	0.00	0.00						
110	0.00	0.00	0.00	0.00	0.00	0.00	0.00	0.00	0.00	0.00	0.00	0.00						
115	0.00	0.00	0.00	0.00	0.00	0.00	0.00	0.00	0.00	0.00	0.00	0.00						
120	0.00	0.00	0.00	0.00	0.00	0.00	0.00	0.00	0.00	0.00	0.00	0.00						
125	0.00	0.00	0.00	0.00	0.00	0.00	0.00	0.00	0.00	0.00	0.00	0.00						
130	0.00	0.00	0.00	0.00	0.00	0.00	0.00	0.00	0.00	0.00	0.00	0.00						
135	0.00	0.00	0.00	0.00	0.00	0.00	0.00	0.00	0.00	0.00	0.00	0.00						
140	0.00	0.00	0.00	0.00	0.00	0.00	0.00	0.00	0.00	0.00	0.00	0.00						
145	0.00	0.00	0.00	0.00	0.00	0.00	0.00	0.00	0.00	0.00	0.00	0.00						
150	0.00	0.00	0.00	0.00	0.00	0.00	0.00	0.00	0.00	0.00	0.00	0.00						
155	0.00	0.00	0.00	0.00	0.00	0.00	0.00	0.00	0.00	0.00	0.00	0.00						
160	0.00	0.00	0.00	0.00	0.00	0.00	0.00	0.00	0.00	0.00	0.00	0.00						
165	0.00	0.00	0.00	0.00	0.00	0.00	0.00	0.00	0.00	0.00	0.00	0.00						
170	0.00	0.00	0.00	0.00	0.00	0.00	0.00	0.00	0.00	0.00	0.00	0.00						
175	0.00	0.00	0.00	0.00	0.00	0.00	0.00	0.00	0.00	0.00	0.00	0.00						
180	0.00	0.00	0.00	0.00	0.00	0.00	0.00	0.00	0.00	0.00	0.00	0.00						

C Range: 0 - 360DEG  
C Interval: 30.0DEG  
Test Speed: HIGH  
Temperature:25.3℃  
Operators:zoe  
Test Date:2025-7-4

γ Range: 0 - 180DEG  
γ Interval: 1.0DEG  
Test System:EVERFINE GO-SPEX500\_V1 SYSTEM V2.00.461  
Humidity:65.0%  
Test Distance:3.160m [K=1.0000]  
Remarks: LAMP:BXRH-30G10T0-G-83 Ra:90  
LENS:PM-1084 15R  
DRIVER:PUP20A-1WMC 600mA

30minutes warm-up